



# Deanmore Primary School

## Family Funded 1-1 iPad Program

Changes and updates will be made to this booklet when necessary.

This book is made with BookCreator, which is an app used in our learning programs by students.

# Contents Page

<a href="#">The Program</a> - 3	<a href="#">Apps</a> - 11 - 12
<a href="#">Our Journey</a> - 4	<a href="#">WiFi Connection</a> - 13
<a href="#">Technology Mission Statement</a> - 5	<a href="#">Parent Information Sessions</a> - 14
<a href="#">Why iPads?</a> - 6	<a href="#">Parent Controls</a> - 15 -16
<a href="#">SAMR Model</a> - 7	<a href="#">Purchasing Portal</a> - 17
<a href="#">Digital Citizenship</a> - 8	<a href="#">Winthrop Helpdesk</a> - 18
<a href="#">Home and Responsibility Cycle</a> - 9	<a href="#">How to Log an Issue</a> - 19
<a href="#">Professional Learning</a> - 10	<a href="#">FAQ</a> - 20



# The Program

Deanmore's Family Funded iPad program began with Year 4 students in 2020.

In 2022 the program will include all Year 4, 5 and 6 students.

## Minmum iPad requirements:

- 32GB
- 9.7' screen
- iPad 6th generation or 7th generation
- Wireless connection only - No SIM card access.



[Contents Page](#)

# Our Journey

The Department of Education's, '*Focus 2019*' document states that schools are required to, "Build STEM skills through the implementation of the new K-10 Curriculum resources. " and "Increase capacity and confidence in the use of ICT."

To ensure our teachers are employing current effective teaching practices, we believe a 'Family Funded 1-1 (1-1)' program provides our students with greater learning opportunities that will engage and extend their learning.

This program is curriculum and research driven to create students who are ready to be competitive in a changing workforce.

Parent, teacher and student surveys conducted in 2018 indicated a strong interest in investigating a 1-1 program further. In response, we held discussions with our school board and established a parent steering committee.

After several information sessions held in 2019, the Year 3 parents were surveyed to give the school an indication of families willing to be involved with the program. 78.3% of parents indicate that they would take part in the program and the program was given the go ahead for 2020.

In 2021, we have an 80% uptake of the program. In 2022 the program will include all Year 4,5 and 6 students.

[Contents Page](#)

# Technology Mission Statement

## **ASPIRE:**

At Deanmore Primary, we plan and embed the use of technology across the curriculum to enhance student creativity, problem solving, self direction and collaboration skills.

## **ACT:**

To develop our ability to integrate the use of technology across the curriculum, as teachers we are committed to:

- participating in a range of professional learning opportunities (ie Staff Development Days, staff meetings, collaborative DOTT meetings)
- trialling and implementing taught skills, knowledge and understandings (ie use of apps, devices), employing the Substitution, Augmentation, Modification, Redefinition (SAMR) model, and planning, teaching and assessing using the Western Australian Digital Curriculum, Scootle and the 'Digihub' scope and sequence.

## **ACHIEVE:**

As a school we will develop the required skills, knowledge and understandings by:

- releasing a staff member (Technology Leader) to lead and support staff,
- dedicating time during Staff Development Days, staff meetings and collaborative DOTT meetings,
- sharing our successes to support others and to solve challenges experienced, seeking support when required.

[Contents Page](#)

# Why iPads?

In 2019, our parent steering committee discussed feedback received from our parent information sessions regarding the choice of device.

The parent steering committee analysed at the pro and cons of each device and have chose the iPad as the device for the 1-1 program.

The main reason for choosing iPad are:

- Professional learning for teachers have already taken place and innovative use of the devices are being integrated into learning plans.
- iPads have a large range of creative apps that can be integrated into curriculum concepts.
- Deanmore already has a bank of devices available to supply students who are unable to participate in the 1-1 program.

[Contents Page](#)

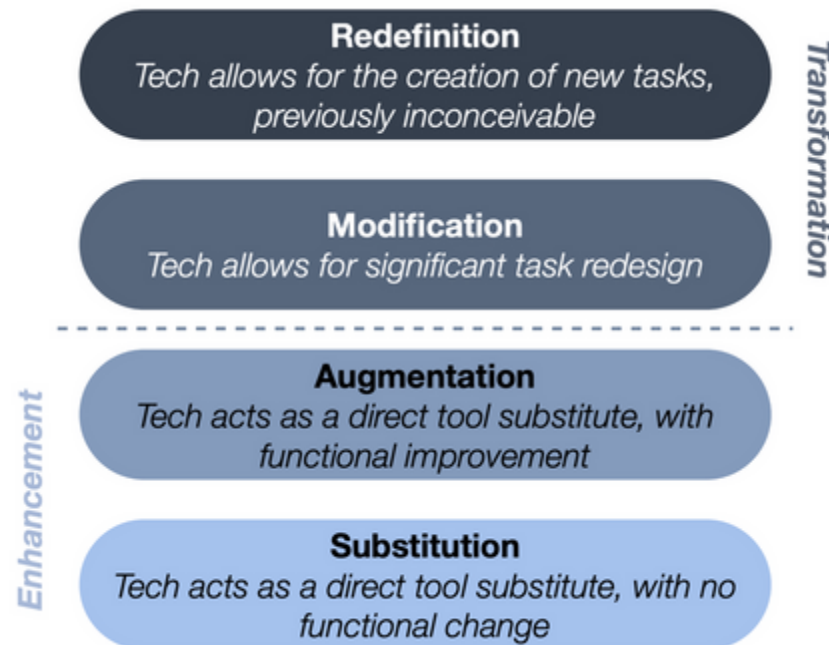
# SAMR Model

The '*Substitution, Augmentation, Modification and Redefinition (SAMR)*' Model is a method of integrating technology into teaching and learning programs.

It focuses on student engagement and using technology **for creation and problem solving**, rather than just a consumption tool.

At Deanmore, SAMR thinking underpins our technology planning and our professional learning cycle.

We are committed to creating engaging, innovative and purposeful lessons for our students.





[Contents Page](#)

# Digital Citizenship

Digital citizenship is an important part on the Western Australian Digital Curriculum. In addition, Deanmore is committed to ensuring we are explicitly teaching the importance of creating a positive digital footprint.

Through Team Deanmore, student expectations surrounding correct usage of technologies are explicitly taught and students and families sign their acknowledgment of these expectations each year.

Online	<ul style="list-style-type: none"><li>• We respect each other online.</li><li>• We ask permission to take and share photos and work.</li></ul>	<ul style="list-style-type: none"><li>• We use devices appropriately.</li><li>• We report misuse of devices.</li><li>• We log off or shut down at the end of our lessons.</li></ul>	<ul style="list-style-type: none"><li>• We help each other.</li><li>• We behaviour appropriately in online forums.</li></ul>	<ul style="list-style-type: none"><li>• We create a positive digital footprint.</li><li>• We use technology as a tool for learning and creating.</li></ul>
--------	--	---	--	--



[Contents Page](#)



# Daily School and Home Responsibility Cycle

## **Daily Home Responsibilities:**

- Charge iPad to at least 90% each day.
- Ensure frequent Automatic or Manual updates occur for apps and the device.

## **Daily Classroom Responsibilities (Student):**

- Students will manage academic work in a classroom workflow. (Storing work through Google Drive and submitting to Google Classroom.)
- Safely store their device in their tray throughout the day.
- Use their student ID and password for wifi access when on school grounds.
- Remove sim cards and roaming data.
- Switch off notifications for social media, instant messaging and non-school apps while on school grounds.(These types of apps will be blocked by school server.)

**Please clearly identify your child's name on the device and all accessories.**

[Contents Page](#)

# Professional Learning

The Deanmore teachers have been excited to engage in professional learning to help us effectively embed technology into our teaching and learning programs to enhance learning experiences for all students.

We have embraced [digitaltechnologieshub.edu.au](https://digitaltechnologieshub.edu.au) as our curriculum planning guide from Years K-6.

Using the SAMR model as our guide, teachers have set collaborative goals in their phase of learning teams and have been excited to be sharing and improving our learning sequences with our teams.

Using Compass as a communication tool, we are able to share these learning journeys with our parent body.

[Contents Page](#)

# Apps

The apps we use at Deanmore are chosen with care to ensure they are creative and purposeful apps to engage and extend student learning.

Each year we will provide a list of apps that will be required for the teaching and learning programs.

The majority of the education apps we use are free, however paid apps are carefully selected with consultation with the ICT committee and teachers.

Each year we will inform parents of the apps required on the student iPads.

The school uses GSuite for Education to create opportunities for learning, streamline administrative tasks, and challenge our students to think critically—all without disrupting current workflows.































This cloud based environment also allows students to store their work remotely, which frees up space on their 32GB device.

[Contents Page](#)

# Apps List

**Please note:**

There is no expectation for you to purchase paid apps, although your child may enjoy creating and making things at home with them.

 Google Drive	 Google Classroom	 Google Forms
 Google Docs	 Google Slides	 Google Sheets
 Hopscotch	 iMovie	 Keynote
 Kahoot!	 Jigspace	 Chatterpix
 Popplet \$7.99	 Book Creator \$7.99	 Draw and Tell
 Geoboard	 Sketches School	 iMotion
 Minecraft: Education	 Pages	 Clips
 Photomath	 Flipgrid	 Tinytap
 Padlet	 Numberline	 Adobe Aero
 Qr Code Creator	 Puppet Pals 2	 Show Me

[Contents Page](#)

# Wifi Connection

When students arrive at school they can access the schools WIFI. When connected to the schools WIFI, websites can be monitored by teaching staff.

Steps:

1. Select Wireless 5
2. Put in your wireless credentials that your teacher will provide.
3. Click trust.

When the internet is not required for learning tasks, we do ask that you keep your iPad in airplane mode.

[Contents Page](#)

# Parent Information Sessions

We are committed to ensure that our 1-1 program is transparent and parents feel supported throughout their child's learning journey.

We will be hosting various parent sessions on different days every year. These sessions will be advertised through Compass.

These sessions will cover topics such as: purchasing portal, parental controls, digital citizenship and an overview of how to use apps which are used in the classroom.

If you have an idea for a parent session, please do not hesitate to suggest a topic to our Technologies Leader.

Lisa.Sampey@education.wa.edu.au

[Contents Page](#)

# Setting up Parental Controls

At Deanmore we are committed to supporting our families with the usage of their devices.

We will hold various parent workshops throughout the year to show and demonstrate how technology can extend learning opportunities. The sessions will be advertised through Clasdojo and our website.

The below links are helpful videos to help you set up your child's iPad:

[Creating an Apple ID for your child.](#)

[Setting up parental controls for your child's iPad.](#)

[Apple help guide.](#)

Any other questions, please feel free to contact our ICT Leader on:

Lisa.Sampey@education.wa.edu.au

[Contents Page](#)

# Settings in Parental Controls

When setting up your student's iPad, we recommend setting up an Apple ID for your student that is linked to your Apple ID via family sharing. By creating your child's Apple ID you have access to Parental Controls. The school recommends you consider the following settings when setting up your child's device:

## **iTunes and in App purchases:**

Don't allow in-app purchases and check 'always require passcode.'

## **Allowed Apps:**

Restrict social media - **Children under 13 years of age are not permitted to have social media accounts.**

## **Content Restrictions:**

Web Content - 'Limit adult websites.'

Books/Music/Apps/Games: Set to 'no explicit language.'

## **Siri**

Restrict explicit language.

## **Privacy Settings:**

Please allow apps to have access to photos and microphone, as we use these features in educational apps.

[Contents Page](#)



# Purchasing Portal



## Family Funded 1:1 iPad Program

Deanmore Primary School have worked with Winthrop Australia to be able to offer specially discounted Apple products for students in the One-to-One device program. The best thing about purchasing from Winthrop is that we are a certified service provider so you can rest assured that your child's device can easily be repaired should they have any issues.

**If comparing prices with other suppliers, always check you are being quoted the most current model and accessories to ensure you are comparing "apples with apples"!**

### Recommended bundle includes:

1. iPad 32GB 7th generation
2. STM Cover
3. AppleCare+

Visit the portal to make your purchase in time for Christmas!

Go to: [bit.ly/Deanmore](https://bit.ly/Deanmore)

Password: #DeanmorePS



Questions? Call the Education Team for assistance T | 08 6488 2777 E | [sales@winaust.com.au](mailto:sales@winaust.com.au)



[Contents Page](#)

# Why Winthrop

Deanmore parents are not obligated to purchase their devices through Winthrop and we encourage you to investigate your options, however the school recommends them for the following reasons:

- Winthrop has worked with the Department of Education for 23 years,
- They enable Deanmore families to access current education prices for devices and accessories,
- Winthrop are an authorised Apple Service Provider and are certified to repair your Apple device. If your child's device needs repair please feel free to log the repair with Winthrop and they will come and collect and drop the device back to you in a few days. If you have a non-warranty repair requirement they will send you an invoice to your email for the cost. From that point you can decide to pay by credit card via the portal or they can drop the device back to the school.

Remember, AppleCare+ really helps with non-warranty repairs as it covers 2 instances of accidental damage with a \$65 excess.

[Contents Page](#)

# How to Log an Issue

Step 1) Contact Winthrop Australia to log your job using the below email address:

[service\\_requests\\_wa@winaust.com.au](mailto:service_requests_wa@winaust.com.au)

Provide:

- Email
- Phone
- Serial Number
- Very brief description of the problem

Step 2) Take the device to school reception ready for collection.

Step 3) Winthrop will create a ticket for your job and book a collection.

Step 4) Winthrop will diagnose the issue and repair- for non-warranty repairs a payment may be required and invoice will be sent via email.

Step 5) Winthrop will deliver the device back to the school's reception.

[Contents Page](#)

# FAQ

- [Does the school cover the iPad on insurance?](#)
- [How much screen time are students getting?](#)
- [Will my student still use pencil and paper?](#)
- [What about typing skills?](#)
- [Storage?](#)
- [How will the internet be monitored?](#)
- [Do other schools have a BYOD program?](#)
- [What happens if a parent chooses not to send an iPad to school?](#)
- [Who is responsible for maintaining the device?](#)
- [Which accessories will the students require with their device?](#)
- [What will happen if a student is not using the device appropriately?](#)

# Does the school cover the iPad on insurance?

No.

Student iPads are not covered by the school's insurance. We recommend that you get AppleCare when you purchase your device, or add the device to your home and contents insurances.

Our partnership with Winthrop Australia includes school servicing, meaning they will pick up and deliver devices to the school, usually within 3 days.

Follow the link below for instructions on how to submit to the Winthrop help desk.

[Winthrop Helpdesk Instructions.](#)

[\*\*FAQ\*\*](#)

# Screen Time

Screen time is understandably an area for concern for both teachers and parents.

By utilising the SAMR model and merging the digital and physical learning space students are not spending large portions of time just passively staring at a screen. iPads will only be used when they are conducive to the learning task students are completing.

Our purpose with using technology in the classroom is for students to use the devices for creation, not consumption.

Devices will not be used at recess and lunch times.

We recommend parents and carers monitor screen time at home as well, please see how to [set up parental controls](#) to help establish routines around gaming at home.

[FAQ](#)

# Will students still use pencil and paper?

Yes.

Teachers at Deanmore are passionate teachers who use the Western Australian Curriculum to inform their teaching and learning programs.

Using technology is not always appropriate for the learning task and students will still be using pencils, paper, mini-whiteboards and manipulatives in their learning programs.

# Typing Skills

Typing skills are not explicitly taught according to the Western Australian Curriculum. Instead students will become familiar with typing by engaging in meaningful and creative tasks on their devices.

NAPLAN online and Apple Education research highlights that students are best to undertake assessments using the devices they are accustomed to.

We understand that some parents would prefer their child to use a keyboard instead of the touch screen on the iPad. We have included a keyboard as an optional accessory in our purchasing portal, if parents would like their child to use one. However, this is **not** a compulsory requirement from the school.

[FAQ](#)



# Storage

Student iPads will travel to and from school each day. The school will not be responsible for devices over night. It is the students responsibility to ensure their device is fully charged. The sturdy case recommended by the school provides the necessary protection if used appropriately.

During recess and lunch the iPads will be stored in students big trays and all doors will be locked.

The school recommends purchasing the 32GB iPad. We use GSuite for education to provide students with cloud based storage to free up space on their devices.

# How will the internet be monitored?

Direct internet access will be monitored by classroom teachers. Apple Classroom allows teachers to view, lock down and monitor student devices.

To support teachers, protections are also in place via the Department of Education while connected to the school wi-fi. These restrictions prevent students from accessing inappropriate websites.

Using parental controls through family sharing Apple ID will help you monitor your child's internet use at home.

Explicit expectations for internet usage will be taught by the school. These expectations can be seen in our Team Deanmore Matrix.

[FAQ](#)

# Do other schools have BYOD programs?

Yes, an increasing number of primary schools are establishing one to one programs.

We have researched schools who have successfully implemented programs and used their documentation to inform our own school planning

[FAQ](#)

# What happens if parents choose not to send an iPad to school?

Students will still have some access to the current iPads available to each block.

Please note: That school devices will be shared with other students and might not always be available.

# Who is responsible for maintaining devices?

Apple devices need to be updated regularly. This will need to be managed by parents at home. Parents will be responsible for purchasing, downloading and updating all apps identified for school use.

Maintenance will also include charging iPads at home, as it will not be possible to do this in class.

## What accessories will students require with the device?

We strongly recommend all parents purchase a heavy-duty protective case for their device. Students will also be required to use headphones. A recommended set can be found on the booklist. Please clearly label all accessories with your child's name.

[FAQ](#)

# What will happen if a student is not using the device appropriately?

All students must sign our technology user agreement at the beginning of each year. These expectations are clearly outlined in our PBS behaviour matrix and were created in collaboration with past Deanmore students.

If students are not meeting the requirements of this agreement their access to using their device and/or school network may be restricted for a period of time.

[FAQ](#)

